



Spare parts catalogue

Tripod-turnstiles.....	3
TTR-04.1.....	5
TTR-04CW.....	7
TTR-07.....	10
TTR-08A.....	13
T-5.....	14
Box tripod-turnstiles.....	16
TTD-03.2.....	19
TB series.....	20
TBC01.1A.....	21
TTD-08A.....	23
Speed gate ST-01. STD-01 double-sided section.....	24
Rotor turnstiles / waist-high / RTD-03.....	25
Rotor turnstiles / full-hight / RTD-15.....	28
Rotor turnstiles / full-hight / RTD-15.1.....	32
Rotor turnstiles / full-hight / RTD-15.2.....	33
Swing gates / WMD-04 / WMD-05.....	34
Swing gates / WMD-06.....	41
Swing gates / WHD-04.....	42

Swing gates WHD-05.....45

IP-Stiles.....46

 KT05.4A.....50



 KT05.7A.....51

Card capture readers.....52

 IC03.1.....53


Boards coding.....54

Picture	Name	Part number
	Motor RK-370CA-081000-43mm, 24VDC, 4000RPM (with flag)	P-i-TT-083
	Motor RK-370CA-081000-43mm, 24VDC, 4000RPM (view of contacts)	
	Mechanical release lock TTR-04.116.00	P-I-TT-044
	Mechanical release lock TTR-04.116.00 (Lock No.)	
	Rotation sensor disc TTR-04.100.01	D-I-TT-062
	Microchip TCST-2103 (microchip CNY-37, optocoupler TCST-2000)	KE-E-D-024
	Microchip TCST-2103 (microchip CNY-37, optocoupler TCST-2000) / Resistor MR - 0,5 W - 330 Om ±5%	KE-E-D-024 / KE-E-R-P-292
	Stop spring	KE-W-047
	Resistor MR - 0,5 W - 330 Om ±5%	KE-E-R-P-292








Picture	Name	Part number
	Pusher TTR-04.130 assembled	P-UN-006
	Key holt TTR-04.141-08	D-I-TT-192

Picture	Name	Part number
	Turnstile cable TTR-04.1.900.00	P-I-TT-041
	Resetting mechanism TTR-04.1-1.100.00-04	SR-057
	Resetting mechanism TTR-04.100 «3» with damper (top view), assembled	
	Resetting mechanism TTR-04.1-1.100.00-04	
	Control mechanism TTR-06.140, assembled	P-I-TD-003
	Control mechanism TTR-06.140 (flags view), assembled	
	Barrier arm TTR (Standard), inox	G-I-PS-008
	Anti-panic barrier arm TTR (mechanical), inox	G-I-PS-007
	Anti-panic barrier arm TTR (mechanical). Mechanism	









Picture	Name	Part number
	Anti-panic barrier arm TTR (mechanical). Mechanism	Assembly part
	(Adhesive) indication plate TTR-04	D-I-TT-143
	Board CLB	P-I-TT-040
	Indication board TTR-04.520.00	P-I-TT-065
	Remote control panel H6/4 for turnstiles with built-in electronics	GP-PU-008
	Frame TTR-04.701(02) – plastic, for LED indication display	D-I-TT-035
	Glass TTR-04.004 (tinted) for LED indication display	D-I-TT-064
	Rubber gasket TTR-04.003	D-I-TT-051
	Damper device DL7.2.000.00	P-UN-021





Picture	Name	Part number
	Control unit KTP-04.3.100	SR-037
	Cable TTR-04.800-01	P-I-TT-005
	Cable TTR-04.800-01 (headers)	
	Turnstile Heater Controller TTR-04W.600.00	P-I-TT-050
	Resetting mechanism TTR-04W-1.100.00-02	SR-058
	Resetting mechanism TTR-04W-1.100.00-02 (top view)	

Picture	Name	Part number
	Heater TTR-04W.217.00	P-I-TT-057
	Barrier arm TTR (Standard), inox	G-I-PS-008
	Indication board TTR-04.510.00-01 (outdoor variant)	P-I-TT-066
	KTA Board KTP-04.3.200 assembled	P-S-BU-012
	Cables connection to housing T-04 M WR without barrier arms with RC panel	Assembly part
	Remote control panel H6/2	GP-PU-007
	Frame TTR-04.701(02) – plastic, for LED indication display	D-I-TT-035
	Glass TTR-04.004 (tinted) for LED indication display	D-I-TT-064

Picture	Name	Part number
	Housing T-04 M WR without barrier arms with RC panel	Assembly part
	Turnstile cable TTR-04.1.900.00	P-I-TT-041
	Resetting mechanism TTR-04W-1.100.00-02	P-I-TT-125
	Transport box_TARA.210.00_Resetting mechanism TTR-04.100	BX-WD-116
	Board CLB	P-I-TT-040
	Indication board TTR-04.530.00-01 (ext. application)	P-I-TT-078
	Control mechanism TTR-04W.140	P-I-TT-033



Picture	Name	Part number
	Flywheel assembly TTR-07.307.00	P-I-TT-114
	Mechanism TTR-07.645.00	P-I-TT-110
	Electromagnet assembly TTR-07.657.00	P-I-TT-094
	Damper device DL 7.2.000.00	P-UN-021
	Electric motors assembly TTR-07.380.00	P-I-TT-111
	Electric motors assembly TTR-07.380.00	
	Electric motors assembly TTR-07.380.00	
	Rotation sensor disc TTR-07.400.10	D-I-TT-261
	Spring TTR-07.240.09	D-I-TT-258

Picture	Name	Part number
	(Adhesive) indication plate TTR-04	D-I-TT-143
	Remote control panel H6/4 for turnstiles with built-in electronics	GP-PU-008
	Frame TTR-04.701(02) – plastic, for LED indication display	D-I-TT-035
	Glass TTR-04.004 (tinted) for LED indication display	D-I-TT-064
	Indication board TTR-04.520.00	P-I-TT-065
	Board CLB.140.00	P-I-TT-099
	Mechanism TTR-07.645.00-01	P-I-TT-115
	Electromagnet assembly TTR-07.657.00	P-I-TT-094
	Damper device DL7.2.000.00	P-UN-021
	Rotation sensor disc TTR-07.400.10	D-I-TT-261

Picture	Name	Part number
	Electric motors assembly TTR-07.380.00-03	P-I-TT-151
	Indication board TTR-04.540.00	P-I-TT-155
	Flywheel assembly TTR-07.307.00-03	P-I-TT-148
	Board CLB.140.00	P-I-TT-099



Picture	Name	Part number
	Mechanism TTR-08.645.00	P-I-TT-143
	Flywheel assembly TTR-07.307.00-03	P-I-TT-148
	Board CLB.140.00-01	P-I-TT-146
	Electromagnet assembly TTR-07.657.00	P-I-TT-094
	Electric motors assembly TTR-07.380.00-03	P-I-TT-151
	Damper device DL7.2.000.00	P-UN-021
	Rotation sensor disc TTR-07.400.10	D-I-TT-261



Picture	Name	Part number
	Turnstile cable TTR-04.1.900.00	P-I-TT-041
	Resetting mechanism T-05.1.100.00-04	SR-056
	Resetting mechanism T-05.1.100.00-04 (top view)	
	Control mechanism TTR-06.140C6	P-I-TD-003
	Control mechanism TTR-06.140C6 (flags view)	
	Control Logic Board (CLB)	P-I-TT-040
	Remote control panel H6/4 for turnstiles with built-in electronics	GP-PU-008
	LED SKIH 10222 (green) (KIPD 101 B 22 L)	KE-E-V-D-098







Picture	Name	Part number
	LED SKGH 10222 (red) (KIPD 101 B 22 K)	KE-E-V-D-103
	Damper device DL7.2.000.00	P-UN-021

Picture	Name	Part number
	Motor TTR-07	P-I-TT-083
	Motor TTR-07 (contacts view)	
	Indication cable TTD-03.1.950.00	P-I-TD-021
	Turnstile cable TTD-03.1.930.00	P-I-TD-020
	Rotation sensor disc TTR-04.100.01	D-I-TT-062
	Control mechanism TTR-06.140-01	P-I-TD-010
	Control mechanism TTR-06.140-01 (back view)	
	Microchip TCST-2103 (microchip CNY-37, optocoupler TCST-2000)	KE-E-D-024
	Microchip TCST-2103 (microchip CNY-37, optocoupler TCST-2000) / Resistor MR - 0,5 W - 330 Om ±5%	KE-E-D-024 / KE-E-R-P-292





Picture	Name	Part number
	Control Logic Board (CLB)	P-I-TT-040
	Indication board TTD-03.1.850.00-01	P-I-TD-024
	Stop spring	KE-W-047
	Remote control panel PERCo-H6/4 for turnstiles with built-in electronics	GP-PU-008
	Resistor MR - 0,5 W - 330 Om ±5%	KE-E-R-P-292
	Pusher TTR-04.130 assembled	P-UN-006
	Rotation unit TTD-03.1-1.140.00	P-I-TD-080
	Rotation unit TTD-03.130.00 (top view)	
	Rotation unit TTD-03.1-1.140.00	








Picture	Name	Part number
	Key holt TTR-04.141-08	D-I-TT-192
	Damper device DL7.2.000.00	P-UN-021






Picture	Name	Part number
	Indication module TTD-03.2.016.00	SR-016
	Indication module TTD-03.2.016.00 (bottom view)	SR-016

Picture	Name	Part number
	Optic sensor IC-02.810.00-02	P-S-20-138
	Card-capture reader mechanism KTC01.090.00	SR-044
	Card-capture reader board PA-450.800.00-02	P-S-20-103
	Rotation unit TB-01A.030.00	P-I-TD-072
	Cover TBC-01.150.00 Cover and reader assembly (TB01 or TBC01)	P-I-TD-066
	Flywheel assembly TTR.07.307.00	P-I-TT-110

Picture	Name	Part number
	Optic sensor IC-02.810.00-02	P-S-20-138
	Card-capture reader mechanism KTC01.090.00	SR-044
	Card-capture reader board PA-450.800.00-02	P-S-20-103
	Rotation unit TB-01A.030.00	P-I-TD-072
	Cover TBC-01.150.00 Cover and reader assembly (TB01 or TBC01)	P-I-TD-066
	Flywheel assembly TTR.07.307.00	P-I-TT-110
	Board CLB.140.00	P-I-TT-099
	Reader TBC01.700.00	P-S-20-150
	Optic sensor KTC01.810.00-02	P-I-TD-052
	Optic sensor (electromagnetic) KTC01.830.00	P-I-TD-040



Picture	Name	Part number
	Electromagnet KTC01.840.00	P-S-20-099
	Card-capture reader board PA-450.800.00-02	P-S-20-103
	Rotation unit TB-01A.030.00	P-I-TD-072
	Flywheel assembly TB-01A.050.00-01	P-I-TD-081
	Electromagnet assembly TB-01A.037.00	P-I-TD-075
	Electric motors assembly TTR-07.380.00-03	P-I-TT-151
	Damper device DL7.2.000.00	P-UN-021
	Rotation sensor disc TTR-07.400.10	D-I-TT-261
	Card-capture reader mechanism KTC01.090.00	SR-044

Picture	Name	Part number
	Board CLB.140.00-01	P-I-TT-146
	Rotation unit TB-01A.030.00-01	P-I-TD-123
	Electric motors assembly TTR-07.380.00-04	P-I-TT-159
	Resetting sensors unit TTR-07.360.00-01	P-I-TT-161
	Damper device DL7.2.000.00	P-UN-021
	Rotation sensor disc TTR-07.400.10	D-I-TT-261
	Flywheel assembly TB-01A.050.00-01	P-I-TD-081

Picture	Name	Part number
	Gearmotor ST-01.037.00	P-I-ST-047
	Electromagnet ST-01.038.00	P-I-ST-048
	Optic sensor WMD-06.020.00	P-I-WM-033
	Electric drive board ST-01.761.00	P-I-ST-090
	Control board ST-01.771.00	P-I-ST-094

Picture	Name	Part number
	Bushing RTD-03.150.20	P-TR-R3-047
	Optic sensor RTD-03.990.00	P-I-RT-047
	Optic sensor RTD-03.995.00	P-I-RT-043
	Glass fastening, chrome-plated glossy, 7441	KE-W-110
	Power cable RTD-03.910.00	P-I-RT-039
	Control Cable RTD-03.920.00	P-I-RT-038
	Indication conversion cable RTD-03.960.00	P-I-RT-044
	Power conversion cable RTD-03.940.00	P-I-RT-041
	Hex-nut wrench S5 chrome	IN-SR-167
	Rotation sensor disc WMD-04.191.01 (bottom view)	D-I-M4-021

Picture	Name	Part number
	Microchip TCST 1103	KE-E-D-230
	Processor module RTD-03.710.00-01	P-S-BU-021
	Processor module RTD-03.730.00-01	P-S-BU-025
	Processor module RTD-03.770.00-01	P-S-BU-042
	Power module RTD-03.820.00	P-I-RT-078
	Power module RTD-03.820.00-01	P-I-RT-095
	Gearmotor PT-4835 (U=24V K=91)	KE-U-106
	Gearmotor PTD-03.190.00	P-I-RT-097
	Stopper unit drive RTD-03.980.00	P-I-RT-048
	Remote control panel PERCo-H6/4 for turnstiles with built-in electronics	GP-PU-008







Picture	Name	Part number
	Remote control panel H6/2	GP-PU-007
	Flange RTD-03.136.03	D-I-R3-030
	Flange RTD-03.137.01	D-I-R3-127
	Flange RTD-03.137.01 (side view)	
	Key holt RTD-03.2.150.05	D-I-R3-101
	Key holt RTD-03.2.150.05-01	D-I-R3-100
	Electromagnet MTT-2551LAA-DC24V-57,6	KE-U-105

Picture	Name	Part number
	DIN-rail	Assembly part
	RTD-15 turnstile top channel with cover	Assembly part
	RTD-15.1 turnstile top channel	Assembly part
	Indication module RTD-15.257.00 R	SR-018
	Control Unit RTD-15.700.00-04	GP-BU-021
	Control Unit RTD-15.700.00-04 (with open cover)	GP-BU-021
	Sliding bearing RTD-15.155.04	D-I-R5-004
	Connection joint RTD-15.155.22 R	D-I-R5-182
	Connection joint RTD-15.155.22 R (top view)	D-I-R5-182
	Mechanical release lock RTD-12.1.604.00	SR-032
	Mechanical release lock RTD-12.1.604.00 (Lock No.)	SR-032
	Mechanical release lock RTD-12.1.604.00-01	SR-033

Picture	Name	Part number
	Mechanical release lock RTD-12.1.604.00-01 (Lock No.)	SR-033
	Rotation sensor disc RTD-15.480.02-01	D-I-R5-117
	Microchip TCST 1103	KE-E-D-230
	Indication board RTD-15.901.00	P-I-RT-071
	Half-coupling RTD-15.155.08 (2 pieces)	D-I-R5-007
	Spring RTD-12.C.612.03	D-I-R2-055
	Remote control panel H6/4 for turnstiles with built-in electronics	GP-PU-008
	Rotor sections assembled	Assembly part
	Rotor section RTD-15.156.00 R	P-TR-R15-004
	Rotor section RTD-15.156.00 R with fasteners	
	Rotor section RTD-15.156.00 R with fasteners (top flange, side view)	

Picture	Name	Part number
	Rotor section RTD-15.156.00 R with fasteners (top flange, side view)	Assembly part
	Rotor section RTD-15.156.00 R with fasteners (bottom flange)	
	Stopper unit with optic sensor and flag	Assembly part
	Connecting rod RTD-15.467.01-01	D-I-R5-177
	Unit of locking device sensor RTD-15.820.00 (SZR)	P-I-RT-063
	Unit of rotation sensors RTD-15.830.00	P-I-RT-064
	Electromagnet unit with mounting bracket	Assembly part
	Top flange RTD-15.155.06	D-I-R5-005
	Bottom flange RTD-15.155.02	D-I-R5-003
	Bottom flange RTD-15.155.02 with inox tube RTD-15.155.03 and washer	

Picture	Name	Part number
	Base flange RTD-15.155.01	D-I-R5-002
	Base flange RTD-15.155.01 with sliding bearing RTD-15.155.04	
	Washer RTD-15.155.05 inox polished	P-TR-R15-002
	Key holt RTD-15.460.04 left	D-I-R5-075
	Key holt RTD-15.460.04-01 right	D-I-R5-077
	Drive key RTD-15.460.04 (left) / Drive key RTD-15.460.04-01 (right)	D-I-R5-075 / D-I-R5-077

Picture	Name	Part number
	Operating mechanism RTD-15.480.00	P-I-RT-084
	Operating mechanism RTD-15.480.00 (side view)	
	Operating mechanism RTD-15.480.00 (top view)	
	Operating mechanism RTD-15.480.00 (bottom view)	
	Control Board RTD-15.715.00-02	P-S-BU-050
	Electric drive unit RTD-15.801.00-01	P-I-RT-090

Picture	Name	Part number
	Damper WE-M 0,5x19L-350 (WEFORMA) with nut M20x1,5	KE-U-123
	Spring TTR-04.240.09	D-PS-062
	Control board RTD-15.715.00-01	P-S-BU-037
	Roller RTD-15.454.01	D-I-R5-133
	Cam RTD-15.450.13	D-I-R5-048
	Lever assembly RTD-15.454.00	SR-023
	Rod RTD-15.450.11	D-I-R5-047

Picture	Name	Part number
	Control Unit RTD-03.750.00-02 (for WMD-04) (rear side with cable headers)	GP-BU-016
	Control Unit RTD-03.750.00-02 (for WMD-04) (bottom)	GP-BU-016
	Control Unit RTD-03.750.00-02 (for WMD-04) (standard connection)	GP-BU-016
	Upper post part: stopper unit, rotation sensor disc, bushing RTD-03.150.20 closed state (side view)	Assembly part
	Upper post part: stopper unit, rotation sensor disc, bushing RTD-03.150.20 closed state	Assembly part
	Upper post part: stopper unit, rotation sensor disc, bushing RTD-03.150.20 open state (side view)	Assembly part
	Upper post part: stopper unit, rotation sensor disc, bushing RTD-03.150.20 open state	Assembly part
	Bushing RTD-03.150.03	P-TR-R3-046




Picture	Name	Part number
	Bushing RTD-03.150.20	P-TR-R3-047
	Optic sensor RTD-03.990.00	P-I-RT-047
	Optic sensor RTD-03.995.00	P-I-RT-043
	Optic sensor RTD-03.995.00-01	P-I-RT-076
	Glass fastening, white, single	KE-W-002
	Mechanical release lock	Assembly part
	Mechanical release lock assembled	Assembly part
	Mechanical release lock installed into cover	Assembly part
	Mechanical release lock installed into cover (top view)	Assembly part





Picture	Name	Part number
	Indicators initial state in Control Unit and on remote control panel (WMD)	Assembly part
	Power supply and control conversion cables with connectors block	Assembly part
	Power supply and control conversion cable with connectors block (view of connectors)	Assembly part
	Power cable RTD-03.910.00	P-I-RT-039
	Control cable RTD-03.920.00	P-I-RT-038
	Indication conversion cable RTD-03.960.00	P-I-RT-044
	Power conversion cable RTD-03.940.00	P-I-RT-041
	Hex-nut wrench S5 chrome	IN-SR-167

Picture	Name	Part number
	Rotation sensor disc WMD-04.191.01 (bottom view)	D-I-M4-021
	Rotation sensor disc WMD-04.191.01	D-I-M4-021
	Microchip TCST 1103	KE-E-D-230
	Processor module RTD-03.710.00 (for WMD-04)	P-S-BU-020
	Processor module RTD-03.730.00 (for WMD-04)	P-S-BU-023
	Processor module RTD-03.770.00 (for WMD-04)	P-S-BU-060
	Processor module RTD-03.770.00-02 (for WMD-04)	P-S-BU-041
	Power module WMD-04.820.00	P-I-WM-014
	Power module WMD-04.820.00-01	P-I-WM-021

Picture	Name	Part number
	Gearmotor RTD-03.190.00	P-I-RT-097
	Power module connections (WMD)	Assembly part
	Remote control panel H6/4 for turnstiles with built-in electronics	GP-PU-008
	Remote control panel H6/2	GP-PU-007
	Mechanical release lock	Assembly part
	WMD-04S swing panel, standard, assembled	G-I-PS-010
	WMD-04S swing panel, standard, assembled, reverse side	G-I-PS-010
	Gate post with rotary part taken away (power module)	Assembly part



Picture	Name	Part number
	Flange RTD-03.136.03	D-I-R3-030
	Flange RTD-03.137.01	D-I-R3-127
	Flange RTD-03.137.01 (side view)	D-I-R3-127
	Electromagnet MTT-2551LAA-DC24V-57,6	KE-U-105
	Processor module RTD-03.775.00 (WMD-05)	P-S-B4-063
	Power module WMD-05.825.00	P-I-WM-026
	Power supply module BU01.000.022	P-S-BU-002
	Processor module RTD-03.775.00 (WMD-05)	P-S-BU-063
	Gearmotor WMD-05.190.00	P-I-WM-022
	Stopper knot drive RTD-03.980.00	P-I-RT-048

Picture	Name	Part number
	Optic sensor RTD-03.990.00	P-I-RT-047
	Power module WMD-05.825.00	P-I-WM-026
	Lock 505 (C505-16 Armstrong)	KE-U-017

Picture	Name	Part number
	Board WMD-06.700.00	P-I-WM-029
	Gearmotor WMD-06.016.00	P-I-WM-030
	Electromagnet assembly WMD-06.015.00	P-I-WM-031
	Optic sensor WMD-06.020.00	P-I-WM-033

Picture	Name	Part number
	Switching and power unit TTD-01.700.00 (WHD-04)	GP-BU-001
	Switching and power unit TTD-01.700.00 (WHD-04) connectors panel	GP-BU-001
	Optocoupler sensor DO-01.101.00	P-I-WH-002
	Damper WHD-04.315.00-01	P-I-WH-035
	Indication cable WHD-04.930.00	P-I-WH-007
	Power cable TTD-01.C.910.00 (short)	P-UN-003
	Control cable TTD-01.C.920.00 (short)	P-UN-005
	Power conversion cable WHD-04.910.00	P-I-WH-009
	Control conversion cable WHD-04.920.00	P-I-WH-010
	Control conversion cable WHD-04.920.00 (side view)	P-I-WH-010


Picture	Name	Part number
	Rotation sensor disc TTR-04.100.01-1	D-I-TT-011
	Rotation mechanism WHD-04.310.00	P-I-WH-025
	Microchip TCST 1103	KE-E-D-230
	Indication module WHD-04 in casing	Сборная позиция
	Indication module WHD-04.860.00	P-I-WH-034
	Control module WHD-04.800.00	P-I-WH-013
	Control module WHD-04.870.00	P-I-WH-037





Picture	Name	Part number
	Base WHD-04.311.00	D-I-H4-053
	Locking pin WHD04.310.10-01 (titanium)	D-I-H4-109
	Double-sided info sign WHD03.500.004	D-PS-026
	Double-sided info sign WHD03.500.004 (reverse side)	D-PS-026
	Spring WHD04.310.03	D-I-H4-030
	Remote control panel H6/2	GP-PU-007
	Swing panel WHD-04.330.01 with info sign	Assembly part
	Swing panel WHD-04.330.01 with info sign (reverse side)	Assembly part
	Rotation unit WHD-04.313.00-01	D-I-H4-105
	Rotation unit WHD-04.313.00-01 (top view)	D-I-H4-105
	Electromagnet MTT-2551LAJ-DC12V-14,4	KE-U-109

Picture	Name	Part number
	Rotation mechanism WHD-05.100.00	P-I-WH-062
	Damper WHD-05.020.00	P-I-WH-044
	Rotation unit WHD05.010.00-02	D-I-H5-039
	Electromagnet assembly WHD-05.040.00	P-I-WH-045
	Rotation sensor WHD-05.850.00	P-I-WH-046
	Control module WHD-05.870.00	P-I-WH-050
	Rotation sensor disc WHD05.100.10	D-I-H5-013
	Indication module WHD-05.860.00	P-I-WH-055
	Commutation module WHD-05.880.00	P-I-WH-059
	Power patch cable WHD-05.910.00	P-I-WH-060
	Control patch cable WHD-05.920.00	P-I-WH-061

Picture	Name	Part number
	Motor TTR-07	P-I-TT-083
	Motor TTR-07 (contacts view)	
	Turnstile cable TTR-04.1.900.00	P-I-TT-041
	Rotation sensor disc TTR-04.100.01	D-I-TT-062
	Control mechanism TTR-06.140-01 C6	P-I-TD-010
	Control mechanism TTR-06.140-01 C6 (back view)	P-I-TD-010
	Microchip TCST-2103 (microchip CNY-37, optocoupler TCST-2000)	KE-E-D-024
	Microchip TCST-2103 (microchip CNY-37, optocoupler TCST-2000) / Resistor MR - 0,5 W - 330 Om ±5%	KE-E-D-024 / KE-E-R-P-292





Picture	Name	Part number
	Stop spring	KE-W-047
	Remote control panel H6/4 for turnstiles with built-in electronics	GP-PU-008
	Resistor MR - 0,5 W - 330 Om ±5%	KE-E-R-P-292
	Pusher TTR-04.130 assembled	P-UN-006
	Rotation unit TTD-03.1-1.140.00	P-I-TD-090
	Rotation unit TTD-03.130.00 (top view)	
	Key holt TTR-04.141-08	D-I-TT-192
	Cover KT02.3.150.00 Cover and reader assembly (KT02.3)	P-I-TD-053
	Cover KT02.7.160.00 Cover and reader assembly (KT02.7)	P-I-TD-068
	Card-capture reader mechanism KTC01.090.00	SR-044







Picture	Name	Part number
	Cover TH-01.150.01 Plastic cover (reader's housing) (KT02.3, KT02.7)	D-I-TD-091
	Optic sensor IC-02.810.00-02	P-S-20-138
	Card-capture reader board PA-450.800.00-02	P-S-20-103
	Board IR09.700.00 with fittings Reader assembly (KT02.7)	SR-040
	Lock 505 (C505-16 Armstrong)	KE-U-017
	Electromagnet KTC01.840.00	P-S-20-099
	Optic sensor KTC01.810.00-02	P-I-TD-052
	Optic sensor (electromagnetic) KTC01.830.00	P-I-TD-040
	Card-capture reader board PA-450.800.00-02	P-S-20-103
	Board IR09.700.00 with aerial and cable	SR-047

Picture	Name	Part number
	Rotation unit TB-01A.030.00	P-I-TD-072
	Flywheel assembly TB-01A.050.00-01	P-I-TD-081
	Board CT/L04.730.00-03	P-S-20-259
	Card-capture reader mechanism KTC01.090.00	SR-044

Picture	Name	Part number
	Lock 505 (C505-16 Armstrong)	KE-U-017
	Reader KTC01.700.00	P-S-20-104
	Rotation unit TB-01A.030.00	P-I-TD-072
	Electromagnet assembly TB-01A.037.00	P-I-TD-075
	Electric motors assembly TTR-07.380.00-03	P-I-TT-151
	Resetting sensors unit TTR-07.360.00	P-I-TT-082
	Motor TTR-07.371.00	P-I-TT-083
	Damper device DL7.2.000.00	P-UN-021
	Rotation sensor disc TTR-07.400.10	D-I-TT-261
	Flywheel assembly TB-01A.050.00-01	P-I-TD-081
	Board CT/L04.730.00-03	P-S-20-259

Picture	Name	Part number
	Lock 505 (C505-16 Armstrong)	KE-U-017
	Rotation unit TB-01A.030.00	P-I-TD-072
	Electromagnet assembly TB-01A.037.00	P-I-TD-075
	Electric motors assembly TTR-07.380.00-03	P-I-TT-151
	Resetting sensors unit TTR-07.360.00	P-I-TT-082
	Gearmotor TTR-07.371.00	P-I-TT-083
	Damper device DL7.2.000.00	P-UN-021
	Rotation sensor disc TTR-07.400.10	D-I-TT-261
	Flywheel assembly TB-01A.050.00-01	P-I-TD-081
	Board CT/L04.730.00-03	P-S-20-259
	Board IR09.700.00 with aerial and cable	SR-047

Picture	Name	Part number
	Card-capture reader board PA-450.800.00-02 Card reader (IC02, IC03)	P-S-20-103
	Optic sensor IC-02.810.00-02 Card reader (IC02, IC03)	P-S-20-138
	Optic sensor (electromagnetic) IC-02.830.00 Card-capture reader (IC02, IC03)	P-S-20-139
	Card-capture reader mechanism IC-02.322.00	SR-034

Picture	Name	Part number
	Reader IC03.700.00	P-S-20-113
	Card-capture reader board PA-450.800.00-02	P-S-20-103
	Card-capture reader mechanism IC-02.1.322.00	SR-063
	Optic sensor IC-02.811.00-02	P-S-20-229
	Optic sensor (electromagnetic) IC-02.831.00	P-S-20-226
	Electromagnet IC-02.840.00	P-S-20-140

1C item number (sticker on board)	Board name	Comment
Card-capture reader IC03.1		
P-S-20-168	Front cover IC03.326.00	Cover and reader assembly
P-S-20-108	Aerial IC02.300.00	
P-S-20-115	Board IR04.700.00-01	Wiegand
P-S-20-103	Card-capture reader board PA-450.800.00-02	
SR-063	Card-capture reader mechanism IC-02.1.322.00	
P-S-20-138	Optic sensor IC-02.810.00-02	
P-S-20-139	Optic sensor (electromagnetic) IC-02.830.00	Blind opening sensor (Microchip TCST 1103) + cable + connector
P-S-20-113	Reader IC03.700.00	Reader board + aerial + cable
IP-stile KT02.3		
P-S-20-192	Board CT/L04.720.00-01	
P-S-20-160	Board CT/L04.710.00-01	
P-S-20-128	Board CT/L04.700.00-01	(With old timer, processor C3 and microchip SN105125DBV). Produced until the end of 2011.
P-I-TD-053	Cover KT02.3.150.00	Cover with reader
P-I-TT-041	Turnstile cable TTR-04.1.900.00	
P-S-20-106	Board IR04.700.00	Reader board KT02.3
P-S-20-117	Aerial KT02.3.300.00	Reader aerial KT02.3
SR-039	Board IR04.700.00 with aerial and cable	Board+aerial+cable
IP-stile KT02.7		
P-S-20-192	Board CT/L04.720.00-01	
P-S-20-160	Board CT/L04.710.00-01	
P-S-20-128	Board CT/L04.700.00-01	(With old timer, processor C3 and microchip SN105125DBV). Produced until the end of 2011.
P-S-20-146	Board IR09.700.00	
SR-043	Board IR09.700.00 with cable	
SR-047	Board IR09.700.00 with aerial and cable	
P-I-TD-055	Cover KT02.7.15	Cover with reader
Box tripod turnstiles with card-capture readers TBC01, TBC01.1A		
P-I-TD-057	Controller TBC-01.110.00	Board CLB on a bracket, assembled with cable and connector blocks
P-I-TT-040	Board CLB	
P-I-TT-041	Turnstile cable TTR-04.1.900.00	
SR-044	Card-capture reader mechanism KTC01.090.00	
P-S-20-103	Card-capture reader board PA-450.800.00-02	
P-I-TD-066	Cover TBC-01.150.00	Cover with reader

1C item number (sticker on board)	Board name	Comment
P-S-20-138	Optic sensor IC-02.810.00-02	
P-S-20-139	Optic sensor (electromagnetic) IC-02.830.00	Blind opening sensor (Microchip TCST 1103) + cable + connector
P-I-TD-067	Cover TBC-01.150.00-01	Cover with reader (with plug)
P-S-20-149	Board IR06.700.00-01	
P-S-20-100	Aerial KTC01.300.00	
P-S-20-150	Reader TBC01.700.00	
P-I-TD-083	Controller TBC-01A.110.00	for TBC01.1A
P-I-TT-099	Board CLB.140.00	for TBC01.1A
Box tripod turnstiles TB01, TB01.1, TB01A. TB01.1A		
P-I-TD-060	Controller TB-01.110.00	Board CLB on a bracket, assembled with cable and connector blocks
P-I-TT-040	Board CLB	
P-I-TT-041	Turnstile cable TTR-04.1.900.00	
P-I-TD-067	Cover TBC-01.150.00-01	Cover with reader (for TB01, TB01A)
P-S-20-149	Board IR06.700.00-01	Wiegand
P-S-20-100	Aerial KTC01.300.00	
P-I-TD-057	Controller TBC-01.110.00	for TB01.1
P-I-TD-066	Cover TBC-01.150.00	for TB01.1, TB01.1A
P-I-TD-071	Controller TB-01A.110.00	for TB01A, TB01.1A
P-I-TT-099	Board CLB.140.00	for TB01A, TB01.1A
IP-stile KT05.4		
P-S-20-192	Board CT/L04.720.00-01	
P-S-20-160	Board CT/L04.710.00-01	
P-I-TD-065	Cover KTC01.150.00-01	
P-I-TT-041	Turnstile cabel TTR-04.1.900.00	
P-S-20-116	Board IR06.700.00	RS-485
P-S-20-100	Aerial KTC01.300.00	
P-S-20-253	Board CT/L04.730.00-01	
P-I-TD-070	Cover KT05.3.150.00	
P-S-20-259	Board CT/L04.730.00-03	
P-I-TD-135	Cover KTC01.7A.150.00-01	
P-S-20-146	Board IR09.700.00	
P-S-20-245	Aerial IR09.310.00	